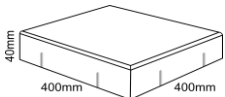
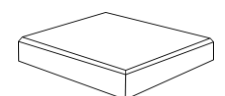
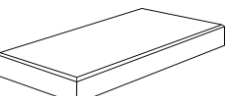
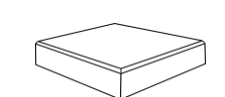
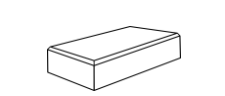




SUGGESTED RETAIL PRICE LIST


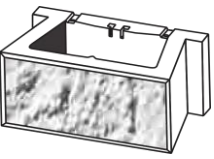
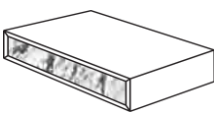
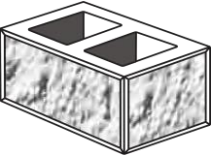
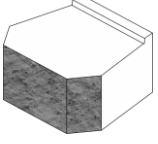
Effective: 1 Nov 2015 REGION: Brisbane & Sunshine Coast

Product	Product Name	Size (mm - LxWxH)	No. per m ²	No. per Tonne	No. Per pallet	No. per Lm	Suggested Retail \$		Suggested Retail \$		Colours Available:	
							Ex GST		Inc GST			
							Each	m ²	Each	m ²		
Le Mode Paving Range™		Leda™ PAVE	400x400x40	6.25	88.5	117	3.77	\$5.48	\$34.24	\$6.03	\$37.67	● Canyon ● Charcoal ● Ivory ● Fraser Coral ● Pebble ● Sandstone
		Centro™ PAVE	300x300x40	11.1	132	192	3.33	\$2.63	\$29.18	\$2.89	\$32.10	● Canyon ● Charcoal ● Fraser Coral ● Ivory ● Pebble ● Sandstone
		Sierra™ PAVE	400x200x40	12.5	146	252	2.5	\$2.20	\$27.51	\$2.42	\$30.26	● Canyon ● Charcoal ● Ivory ● Pebble ● Sandstone
		Cosmo™ PAVE	200x200x40	25	291	504	5	\$1.12	\$28.03	\$1.23	\$30.83	● Canyon ● Charcoal ● Ivory ● Pebble ● Sandstone
		Adra™ PAVE	200x100x40	50	578	600	5	\$0.53	\$26.55	\$0.58	\$29.20	● Canyon ● Charcoal ● Ivory ● Pebble ● Sandstone
Standard Range		Easy Pave	300x300x50	11.1	103	160	3.33	\$3.65	\$40.55	\$4.02	\$44.61	● Made to Order
		Bevel Line	230x115x53	38	323	600	4.35	\$0.91	\$34.52	\$1.00	\$37.98	● Canyon ● Charcoal

The above prices include G.S.T. & FREE DELIVERY to Brisbane & Sunshine Coast Regions. For orders under 2 pallets a minimum delivery charge of \$110.00 will apply. Deliveries outside standard regions will incur extra delivery charges. Prices are subject to change without notice.
 All products are sold in accordance with "Terms & Conditions of Trade" of Jarmen Pty Ltd T/as Apex Masonry - Available on Request.

SUGGESTED RETAIL PRICE LIST

Effective: 1 Nov 2015 REGION: Brisbane & Sunshine Coast

Product	Product Name	Size (mm - LxWxH)	No./ m ²	No./ Tonne	No./ pallet	No./ Lm	Suggested Retail \$		Suggested Retail \$		Colours Available:
							Ex GST		Inc GST		
							Each	m ²	Each	m ²	
Garden Edge											
	Easy Edge	140x90x135	n/a	340	480	9	\$1.22	Per Lm \$10.95	\$1.34	Per Lm \$12.04	<ul style="list-style-type: none"> • Canyon • Charcoal • Pebble • Sandstone • Ivory
Trendstone™ Retaining Wall System											
	Trendstone Wall Unit Designer Range	400x245x200	12.5	51	78	2.5	\$9.16	\$114.50	\$10.08	\$125.95	<ul style="list-style-type: none"> • Ivory • Fraser Coral • Fraser Sand
	Trendstone Wall Unit Standard Range		12.5	45	78	2.5	\$8.47	\$105.86	\$9.32	\$116.44	<ul style="list-style-type: none"> • Charcoal • Pebble
	Trendstone Cap Designer Range	400x255x65	n/a	74	120	2.5	\$5.82	n/a	\$6.40	n/a	<ul style="list-style-type: none"> • Ivory • Fraser Coral • Fraser Sand
	Trendstone Cap Standard Range		n/a	69	120	2.5	\$5.45	n/a	\$6.00	n/a	<ul style="list-style-type: none"> • Charcoal • Pebble
	Trendstone Corner Designer Range	390x190x200	n/a	52	75	n/a	\$9.16	n/a	\$10.08	n/a	<ul style="list-style-type: none"> • Ivory • Fraser Coral • Fraser Sand
	Trendstone Corner Standard Range		n/a	47	75	n/a	\$8.47	n/a	\$9.32	n/a	<ul style="list-style-type: none"> • Charcoal • Pebble
	Classic Wall	255x200x125	31.37	89.3	125	3.92	\$3.37		\$3.71	\$116.38	<ul style="list-style-type: none"> • Charcoal • Canyon • Ivory • Pebble • Gold Blend

The above prices include G.S.T. & FREE DELIVERY to Brisbane & Sunshine Coast Regions. For orders under 2 pallets a minimum delivery charge of \$110.00 will apply. Deliveries outside standard regions will incur extra delivery charges. Prices are subject to change without notice.

All products are sold in accordance with "Terms & Conditions of Trade" of Jarmen Pty Ltd T/as Apex Masonry - Available on Request.